

CODYbear Software
190 Woodlawn Drive
Stanton Michigan 48888
(517) 831-4466



'CODYbear Software 1996

Have you ever tried to print those Thumbnail catalogs from any of the popular visual database programs?



Disappointed?

Get Happy Now

X-Logger is the simple and inexpensive solution to your problem! With X-Logger you can build the layout for the catalog yourself or you can let X-Logger build the layout for you. In either case, you simply select a folder or disk containing the images you want to catalog and X-Logger builds your catalog in XPress! Dress it up, add your logo and print it maintaining the resolution of the original files!

Minimum Requirements

Hardware Requirements

Macintosh Computer (CPU 68020 or better)
1Mb Free RAM (Suggested 2Mb)
Attention! This Is In Addition To RAM Required
For Quark XPress Itself
500k Hard Disk Drive Space

Software Requirements

System 7.0 or Later
Quark XPress 3.1 or Later (v3.3 or later is
suggested)
AppleScript Extension 1.1 or Later
FrontMost Extension 1.1 (Included with
AppleScript)

Special Note:

This non-registered version of X-Logger is fully functional!
However there are a few annoying things it will do to keep
reminding you to register and purchase the product. First,
each of the text information boxes will have 1 extra line that
says *****Please register***** . If that s not enough, an extra
box that says the same thing is put behind all the boxes on
the page.

(What a drag!)

We re sorry for the inconvenience this may cause you!
Please register and we will give you a pass code to unlock
the
registered version and eliminate one more stress in your
life!

Pricing!

Page

Okay, you tried the shareware and hopefully you liked it enough to register it!

CODYbear Software is a SMALL company with BIG ideas! We offer two methods of purchasing a registered copy of X Logger Software. It's easy, just fill out the Registration form, and send it with a company P.O., check or money order for \$49.⁰⁰ Plus shipping, U.S. currency only! Make the check out to: CODYbear Software.

Or E-mail us on the web CODYbear@iserv.net or AOL KGCODE please include a telephone number so that we can call to get your credit card information

and give you the pass code which will unlock and register the software.

We sincerely hope that you appreciate our software for what it does for you and that you will overlook the fact that we're a little primitive in our marketing and sales areas.

Thank you for your consideration.

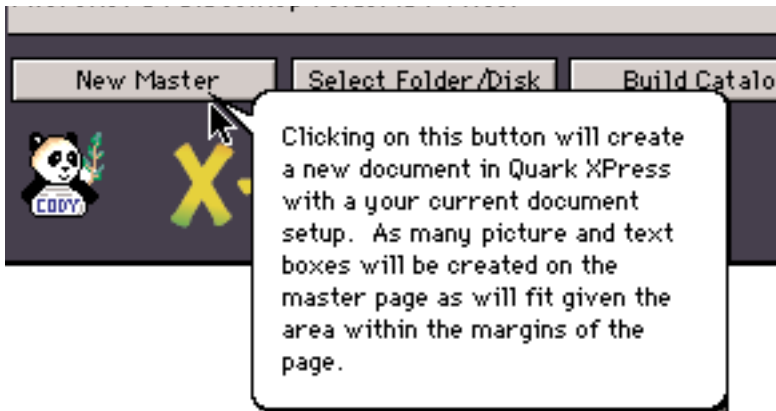
The Small But Powerful

Development Team At
CODYbear Software
190 Woodlawn Drive
Stanton, MI 48888

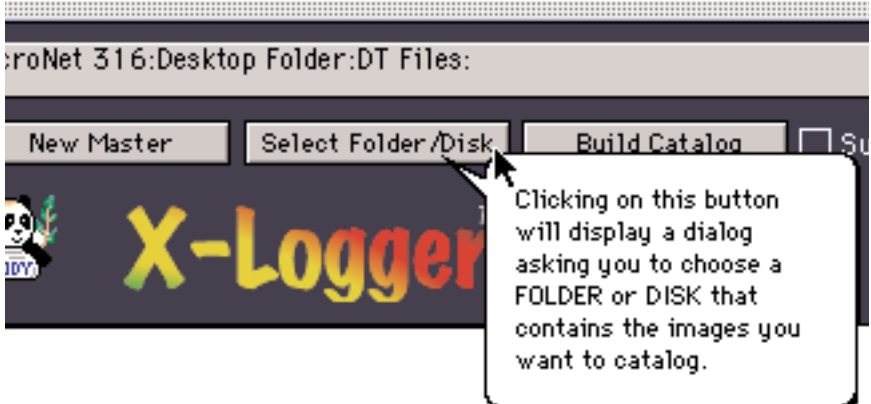
End User License

Copyright	'1995 CODYbear Software	All rights reserved.
Trademarks	X-Logger the X-Logger Logo, CODYbear Software and the CODYbear Software Logo are trademarks of CODYbear Software. Other brand or products are trademarks or registered trademarks of their respective holders and should be treated as such.	
Copy and Use Restrictions	You are encouraged to make a backup copy of the software for your own use. You are not allowed to make unlimited copies. You are not allowed to install this software for use on more than one machine at any given time. This software is protected by the copyright laws that pertain to computer software. It is illegal to make copies of the Software except for the purpose of backups. It is illegal to give copies to another person, or to duplicate the software by any other means, including electronic transmission. The Software contains trade secrets and in order to protect them you may not decompile, reverse engineer, disassemble, or otherwise reduce the Software to human-perceivable form. You may not modify, adapt, translate, rent, lease, or create derivative works based upon the Software or any part thereof.	
Diskette Warranty	CODYbear Software warrants that the original X-Logger diskettes are free from defects in material and workmanship, assuming normal use, for a period of ninety (90) days from the date of purchase. If a defect occurs during this period, you may return your faulty diskette to CODYbear Software along with a dated proof of purchase; CODYbear Software will replace it free of charge. EXCEPT FOR THE EXPRESS WARRANTY OF THE ORIGINAL DISKETTES SET FORTH ABOVE, THIS SOFTWARE IS PROVIDED AS-IS AND CODYbear Software GRANTS NO OTHER WARRANTIES, EXPRESS OR IMPLIED BY STATUTE OR OTHERWISE, REGARDING THE DISKETTES AND RELATED MATERIALS, THEIR FITNESS FOR ANY PURPOSE, THEIR QUALITY, THEIR MERCHANTABILITY, OR OTHERWISE. THE LIABILITY OF CODYbear Software or Kirk W. Gee UNDER THE WARRANTY SET FORTH ABOVE SHALL BE LIMITED TO THE AMOUNT PAID BY THE CUSTOMER FOR THE PRODUCT. IN NO EVENT SHALL CODYbear Software BE LIABLE FOR ANY SPECIAL CONSEQUENTIAL, OR OTHER DAMAGES FOR BREACH OF WARRANTY.	
Satisfaction Warranty	CODYbear Software warrants X-Logger software for thirty (30) days from the original date of purchase. If X-Logger software fails to perform as advertised, you may return it along with a dated proof of purchase & reason for returning it for a full refund of the purchase price.	

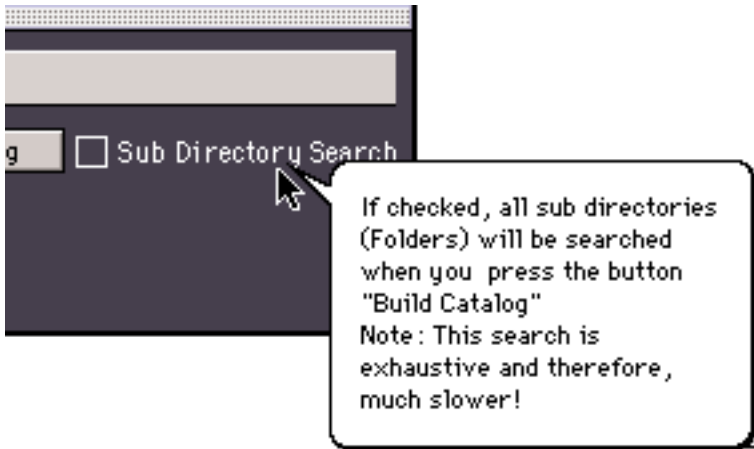
By installing and/or Using X-Logger on a computer you are signifying your agreement to and acceptance of the above restrictions & warranty.



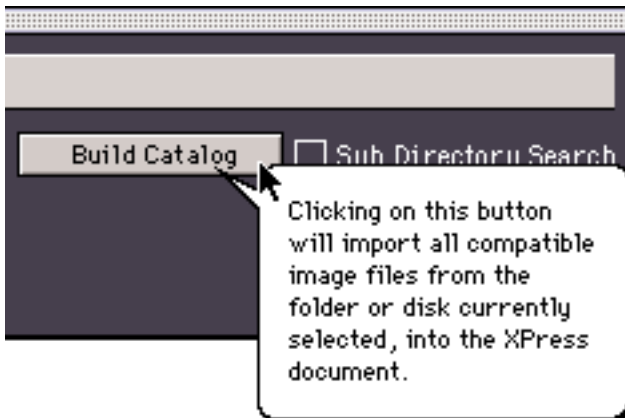
Step 1: Launch the X-Logger Application & Quark XPress. When they are both open, click on the New Master button in X-Logger. Note that a new page is created in XPress using the default document setup. If you want a different size page, change your defaults by creating a new page with the setup you want and closing it. You may change the master page making the boxes smaller, larger with color or frames. You may even delete all the boxes and make your own layout. It is very important that if you do this that you keep the layer order of the boxes consistent. For instance create a picture box then a text box. Then step & repeat or duplicate those two boxes to finish the layout. Do NOT add other boxes to the layout until the catalog is built! Now, save your



Step 2: Click on the Select Folder/Disk Button. A dialog appears asking you to select the disk or folder that contains the images you want to include in your catalog. The path of the disk or folder that you have selected will show up in the message box located above the buttons.



Step 3: If your images are Nested that is, they are in other folders within the disk or folder you have selected, then check this Sub Directory Search box! This will tell X-Logger to do an exhaustive search for all the files that may be buried in sub directories.



Step 4: Click on the Build Catalog Button. You should see something happening in the XPress document and a message window will show up telling you what folder / file its working on. Note: X-Logger will import any picture format that is compatible with XPress. Th..Th...That s